



Obagi Social Media

REPOSTING GUIDE

Updated: April 2019

Are you looking to repost an Obagi image on your own social media channels? There are several ways to re-share an image while still abiding by the rules and terms of service for social media platforms.



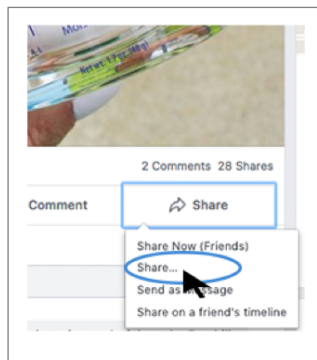


How to share an image using the share button with a custom caption.



Step 1

Click "Share" option below desired post



Step 2

Select "Share..." in the dropdown menu



Step 3

Write your customized caption and click "Post"



Step 4

Final post with customized caption will appear on your feed

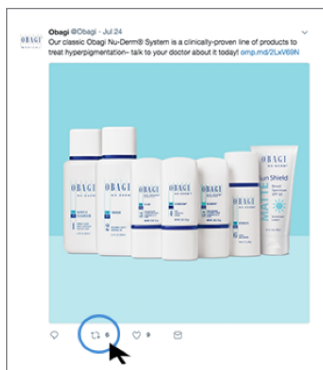


Obagi Social Media Reposting Guidelines

TWITTER



How to share an image using the retweet feature with a custom caption.



Step 1

Click the Retweet button below desired post



Step 2

Write your customized caption and click "Retweet"




Step 3

Final Tweet with customized caption will appear on your feed



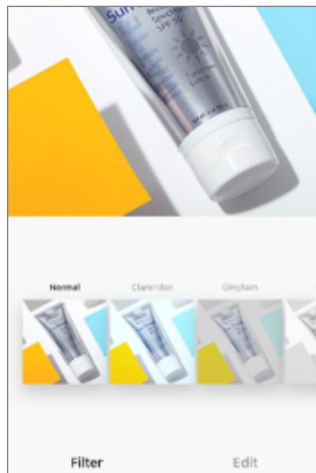
Instagram does not allow you to Regram through its native platform; however, there are several ways to share images.

OPTION 1 - Regram Manually (photos only)



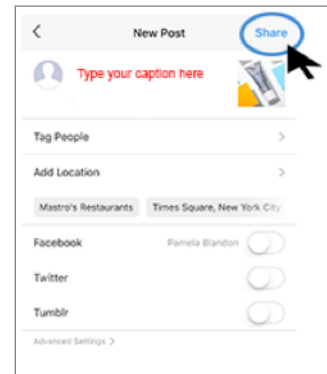
Step 1

Take a screenshot of desired image and click camera button to find your screenshot from your library. Zoom in to exclude everything but the original photo



Step 2


Apply filter, if any, and click "next"



Step 3

Make sure to add a caption that gives the appropriate credit to Obagi by adding any of the following:

- Credit: @obagiuk
- Image: @obagiuk
- 📷 : @obagiuk




Step 4

Final post with customized caption will appear on your feed



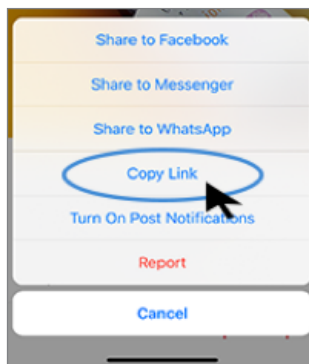
Instagram does not allow you to Regram through its native platform; however, there are several ways to share images.

OPTION 2 - Using an app such as "Repost for Instagram" (image or video)



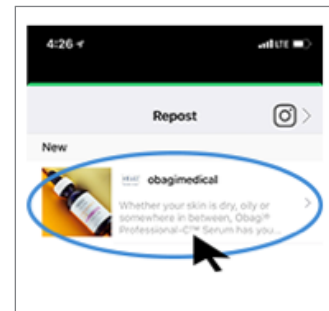
Step 1

Click the three dots in the top right on Instagram



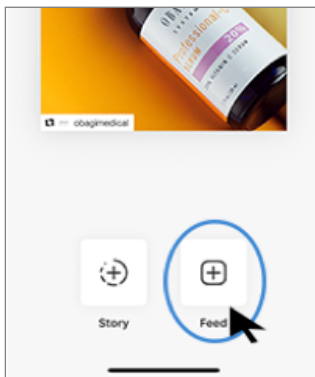
Step 2

Click "Copy Link"



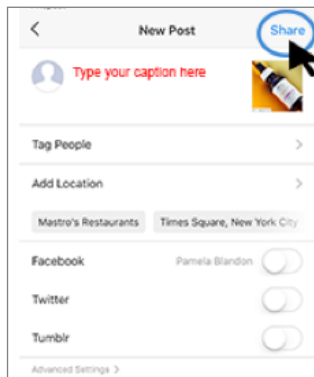
Step 3

Open "Repost for Instagram" app. Your recent content will appear, select the one you want to Regram



Step 4

Choose the location (story or feed)



Step 5

Add the appropriate source credit to the Instagram caption and click "Share"

- Credit: @obagiuk
- Image: @obagiuk
- 📷 : @obagiuk